

## TICT Single-Use Temperature Indicator With 4 Alarms



The LogTag TICT is a single trip low cost electronic temperature indicator intended for monitoring temperature and time statistics during the transportation and storage of chilled or frozen products.

The LogTag Temperature Indicator can run up to 45 days storing statistics and monitoring four pre-set temperature Alarms.

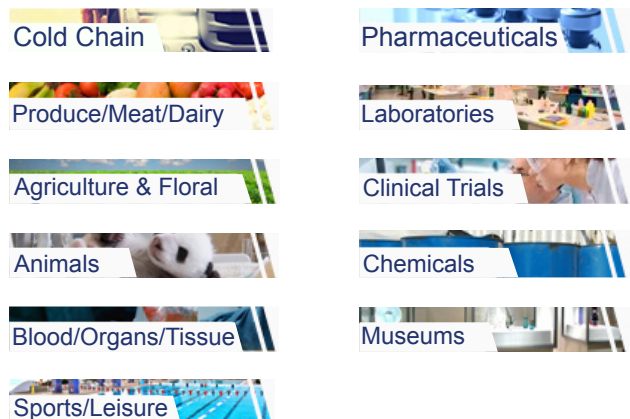
The product consists of a temperature monitoring circuit, Liquid Crystal Display, START / STOP button, all enclosed in a plastic housing.

The product is factory programmed to monitor temperature and time within two high temperature and two low temperature Alarm thresholds. An adaptor is available for the LogTag Interface cradle for downloading of Trip statistics using LogTag Analyzer.

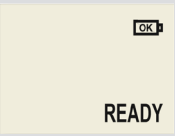
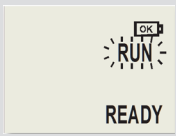
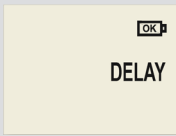
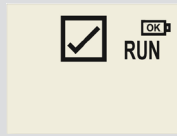

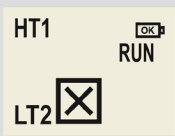

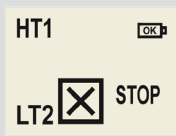
### Product Highlights

- Factory pre-configured to monitor a range of products including standard vaccines.
- Standard 60 minute start delay.
- Clear indication of alarm status at all times.
- Monitor for up to 45 days.
- Push button Start and Stop.
- Data can be downloaded via an Interface Cradle and LogTag Analyzer if required.
- Robust and Accurate. Data collected is secure and cannot be manipulated.
- Fits easily into packages and can be mailed via letter rate.

### Recommended Applications






## Function Examples

<p><b>READY Mode</b></p> <p>Press any button to wake up TICT into READY mode</p> 	<p><b>Starting Indicator</b></p> <p>To start the indicator monitoring, press and hold the START/STOP button until 'RUN' stops flashing then release button.</p> 	<p><b>Start delay mode</b></p> <p>Start delay is active</p> 	<p><b>RUN Mode</b></p> <p>Monitoring:</p> <ul style="list-style-type: none"> <li>No alarm excursions</li> </ul> 	<p><b>RUN Mode</b></p> <p>Monitoring:</p> <ul style="list-style-type: none"> <li>HT1 alarm triggered</li> </ul> 
<p><b>RUN Mode</b></p> <p>Monitoring:</p> <ul style="list-style-type: none"> <li>HT1 alarm triggered</li> <li>LT2 alarm triggered</li> </ul> 	<p><b>Stopping</b></p> <p>To stop the indicator, press and hold the START/STOP button until 'STOP' stops flashing then release button.</p> 	<p><b>Stopped Mode</b></p> <p>Monitoring Stopped</p> 		

## Specifications

<b>Product Model</b>	TICT
<b>Measurement Range</b>	-25°C ~ +60°C (-13°F ~ +140°F)
<b>Capacity</b>	Minimum & maximum temperature for each of the 45 days. 1st activation of each alarm for each day including trigger time and duration of each excursion.
<b>Sampling Interval</b>	Factory set to 5 minutes
<b>Environmental</b>	IEC 60529: IP6
<b>Power Source</b>	3V Lithium-Manganese Dioxide, non replaceable
<b>Battery Life</b>	Minimum storage life of 18 months before 'start'. Monitoring period: 45 days. Minimum accessibility (display) period of 6 months after 'stop'
<b>Size</b>	71.5mm(H)x33mm(W)x8.6mm(T)
<b>Weight</b>	19g
<b>Case Material</b>	Polycarbonate

## Compliance & Certifications

	<p>Designed to support Digital Signatures in accordance with FDA CFR21 Part 11.</p>
	<p>Tested and complies with FCC Part 15 Subparts A and B. Tested and complies with EC EMC directives (EN 50081-1:1992 &amp; EN 61000-6-1:2001)</p>
	<p>Conforms to RoHS (Restriction of the use of certain Hazardous Substances in electrical and electronic equipment) EU Directive.</p>

## Modes of Operation

### Ready Mode

Push the START/STOP button. "Ready" shows that the indicator is ready to be started.

### Start delay mode

Press and hold the START/STOP button. "RUN" will flash. Release button when flashing stops. The Indicator now begins the preset start delay.

### Run Mode

"RUN" appears on the display. The indicator is now taking a temperature reading at the factory stipulated interval (typically every 5 minutes). If an Alarm occurs the ✓ symbol is replaced by an X symbol and the corresponding alarm limit code (HT1, HT2, LT1 or LT2) is also displayed.

### Stopped Mode

Press and Hold the START/STOP button. "Stopped" will flash. Release button when flashing stops. The Indicator now no longer takes readings.

### Factory Configurations

LogTag TICT can be factory configured to support a large range of different monitoring and alarm configurations (see specifications over page for details).

### Example configuration

Sampling interval:  
5 minutes

Start Delay:  
60 minutes

HT1 alarm:  
≥10°C instant

HT2 alarm:  
≥ 8°C accumulated for 8 hours

LT1 alarm:  
≤ 2°C accumulated for 12 hours

LT2 alarm:  
≤ 0 °C instant